






MODCRAFT
MODERN DIMENSIONAL TILE

2023 **CATALOG**



EACH. TILE. MADE. BY. HAND.

ModCraft was started by Industrial Designer David Clark in his Williamsburg, Brooklyn apartment, 16 years ago. As interest in his porcelain tile and lighting business grew, he relocated the handmade tile operation to a barn studio he built in Hudson Valley's Beacon, New York. There he and his wife Mary St. John are able to design and hand make their products in a larger volume.

ModCraft produces sophisticated handmade dimensional wall tile using high-fire porcelain clay. Light plays across the tile's glazes and modular surface patterns to create a dynamic visual effect. The result is elegant porcelain tile with a contemporary and modern feel.

With ModCraft dimensional wall tile you achieve timeless surface expression for feature walls, kitchen back-splashes, bath areas, fireplace surrounds, spas and living rooms in your most important residential, retail and hospitality projects.

Please contact ModCraft to ask anything that is not addressed here. This catalog is meant to be used in conjunction with our website www.mod-craft.com






Hexon in Pacific Blue Glaze



Roundhouse in Stannic Glaze



Step in Lobster Glaze




Hudson in Dusk Glaze




Peak in Gloss White Glaze




InterLock in Gloss White Glaze




Hexaline in Pomgranate Glaze




Valley in Pewter Glaze



Maryline in Pacific Blue Glaze




SlopeStyle in various
concrete tones



Flight Field in Stars Glaze



Flight Path in Stars Glaze



Shift in Smooth Grey & Gloss White Glazes


This page shows glaze chips of two different firings to show the variation that can be expected from the handmade tile glazing process. These glazes are very organic in nature and vary from batch to batch. For this reason it is important to get a current sample for reference. Not all variations are represented here. Some glazes vary more than others. This is identified below.




Gloss White



Winter



Clear




Dusk-*moderate variation




Smooth Grey



Nice Day-*light variation



Pacific Blue




Sky- *heavy variation



Midnight Blue- *heavy variation




Sea-*moderate variation



Lead




Pewter-*moderate variation



Stannic +10%-*moderate variation




Lobster- *heavy variation




Pomegranate +10%


continued...



Aqua



Erin-*light variation



Moss- *light variation



Verdant



Emerald



Flora



Warm Gray Light Glaze



Warm Gray Medium Glaze



Warm Gray Dark Glaze

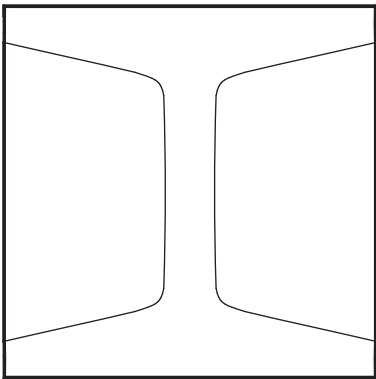


Rust-*heavy variation




Golden Glaze

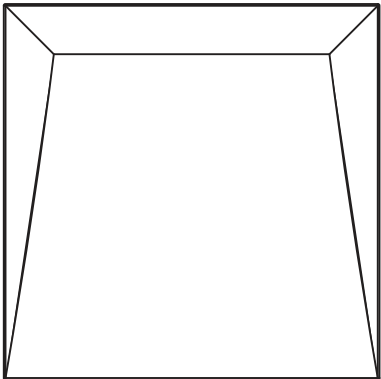
Custom glazes are available upon request. These require a conversation as well as some reference color chips for us to go by. Glazes cannot be Pantone matched, rather, an "in the spirit of" result is targeted but solid colors can be very close to original. Custom glazes take time to develop so it is a quotable process, varying per order.



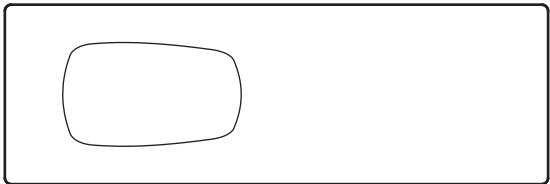
Peak 6 x 6" \$79/ Sq Ft



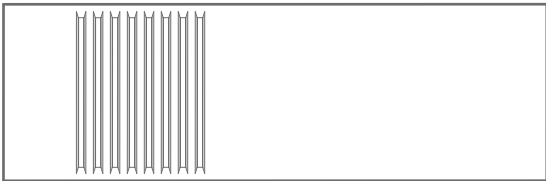
Valley 6 x 6" \$79/ Sq Ft



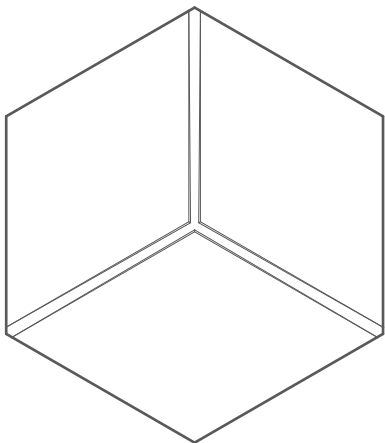
SlopeStyle 6 x 6" \$79/ Sq Ft



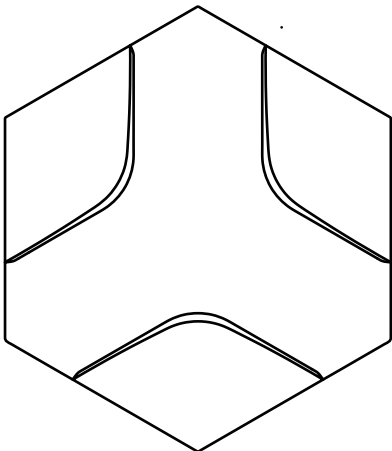
Step 3 x 9" \$82/ Sq Ft



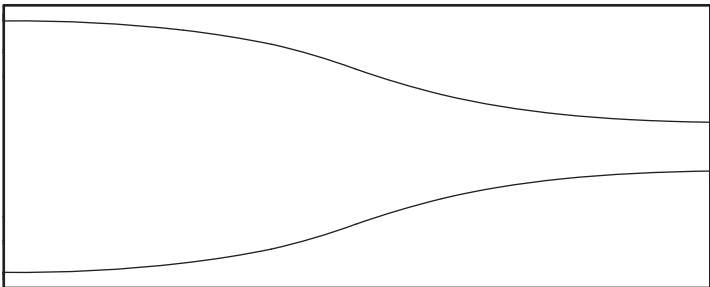
Maryline 6 x 6" \$82/ Sq Ft



Hexaline 6" \$82/ Sq Ft



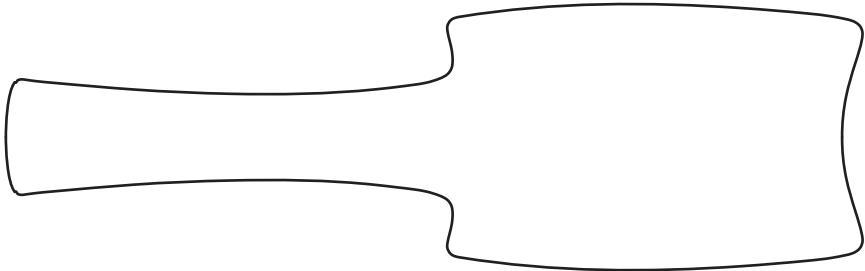
Hexon 6 x 6" \$82/ Sq Ft




Hudson 4 x 10" \$79/Sq Ft



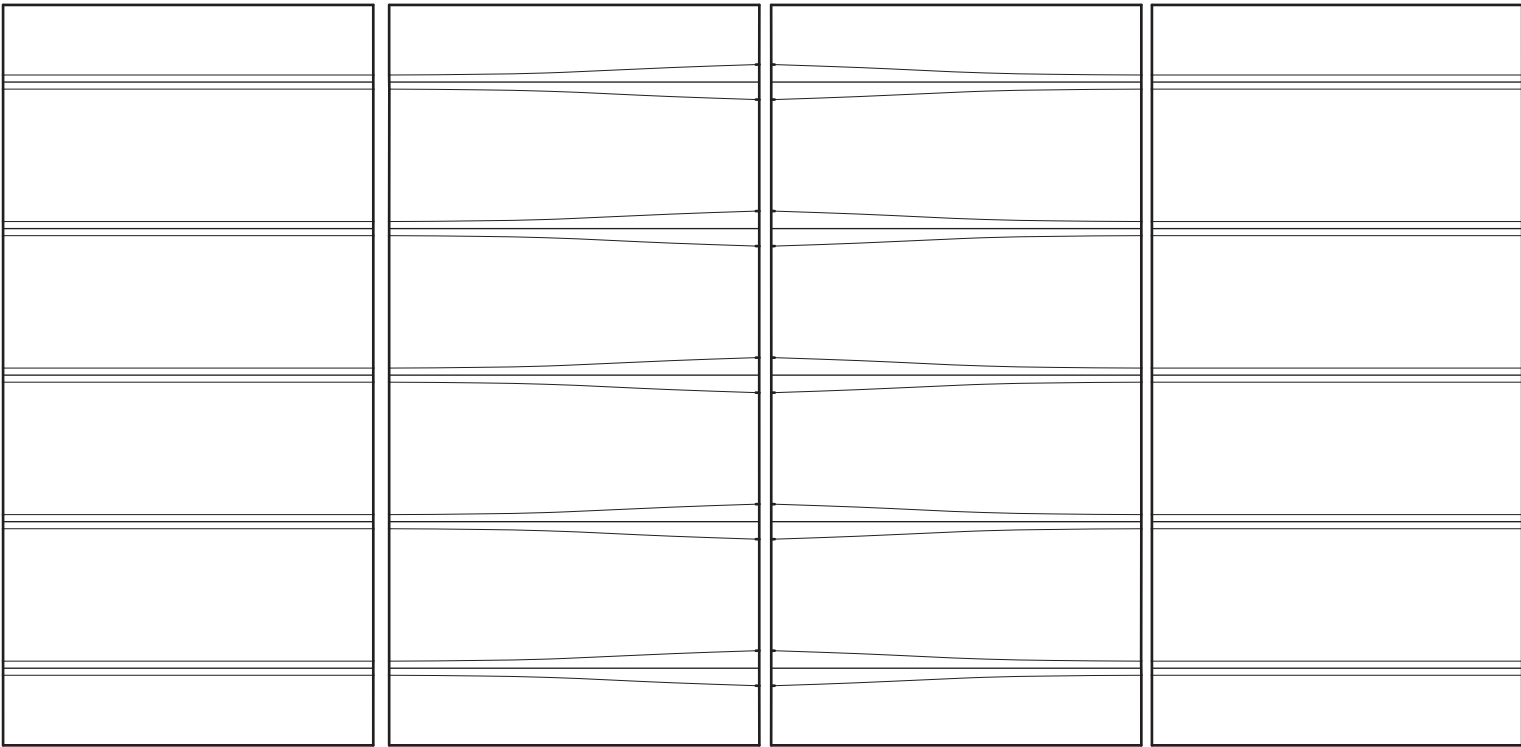
Roundhouse 3 x 12" \$79/ Sq Ft



InterLock 4 x 12" \$82/ Sq Ft



Shift 3 x 12" \$79/ Sq Ft



Flight Field 6 x 12" \$82/ Sq Ft

Flight Path 6 x 12" \$82/ Sq Ft

MADE TO ORDER FIELD TILE & TRIM

Field tile






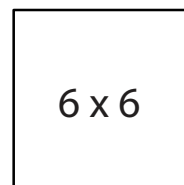
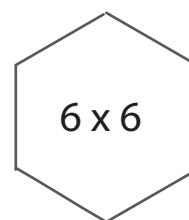
\$45.50/sq. ft. 6x6, 4x10, 4x12

\$47.50/sq.ft..Hex, 3x9, 3x12

\$52.00/sq.ft..3x6, 2x12



Trim pieces are priced per job:
-usually \$18.00 per linear ft.



1" wide x 3/8" thick trim
made to length

- +Standard trim dimensions are 1" wide x 3/8" thick x lengths matching tile lengths but custom sizes are always possible to suit your particular needs.
- +We are happy to do make whatever is needed to make your design work
- + Standard thickness for all field tile is about 1/4"

As a Stand Alone Tile

The most common use for ModCraft tile is as an uninterrupted field of dimensional tile installed as a kitchen backsplash, bathroom shower or vanity tile, accent wall in a living or dining room, accent for bar facades, fireplace surrounds, and landscape design amongst others. Many installation examples can be found at our website. Installing the tile vertically or horizontally creates dynamically different effects.



Combining with Field Tile:

Our flat tiles can be used together with our dimensional tile when only an accent of dimension is wanted or when various hardware needs to be accommodated. Glazes may pool and spread differently on flat tiles thereby giving a slightly different appearance than the glaze effects on the dimensional tile.

example of combining dimensional and flat tile:



Pool and Landscape Design

In temperate climates, ModCraft tile are suitable for applications near swimming pools, outdoor showers, and spas. Outdoor applications cannot be guaranteed due to the varying types of substrates,, adhesives, sealers, and installation methods.

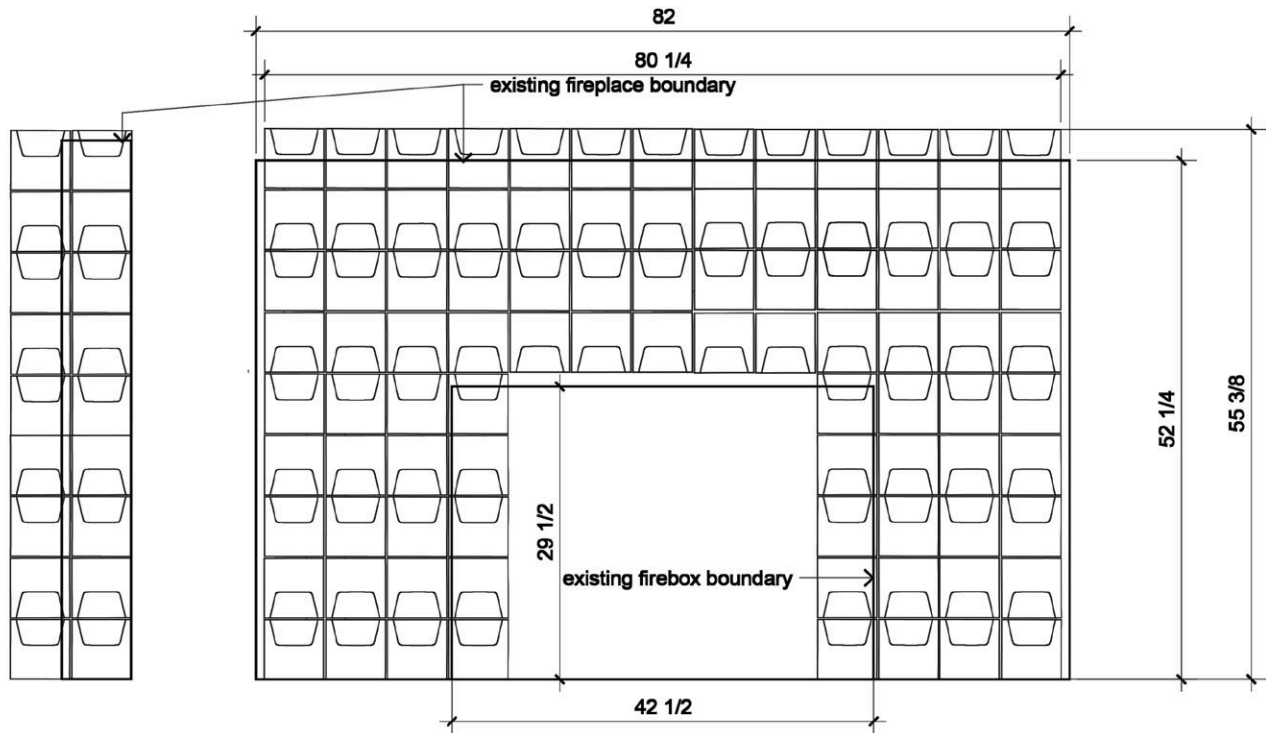


Fireplace Accent

ModCraft helps turn your fireplace into a showcase. If you are looking for a style refresh, consider adding dimensional tile for a one of a kind look. Using our metallic glaze gives this fireplace surround a jewel like look. We make drawings for your projects to figure out how much tile is needed, if cuts need to be made, and if edges need to be glazed.



ModCraft is more than happy to help create layout drawings for the space you have in mind if you are not working with a designer. This will help accurately calculate quantity needed as well as determining if tiles need to be custom cut before firing and if any exposed edges need to be glazed.



How to Edge Finish:

ModCraft will ease the edges and glaze those edges that will be exposed on a particular area of a planned installation. This process is +10% for those pieces needed to be finished like this.

Otherwise, Schluter Systems makes a very nice edge finishing product that works perfectly with our tile and is most often used for it's clean modern look www.schluter.com



Edge Finishing by hand



Schluter

Tile Variation:

A certain degree of variation should be expected in the glaze color, finish, and texture of ModCraft tile because they are handmade and our glazes are made up of raw oxide materials. This variation adds to the unique nature and beauty of the final installed product. Very slight bowing and raised corners may be present as is the nature of handmade tile. We exclude tiles from an order that stray too far from a reasonable norm.

Glaze Qualities:

Some variation in tonal qualities can be expected with ModCraft handmade tile. This adds to the overall rich effect of the final installed product by carefully blending the tile and laying it out before installing. Certain glazes vary more than others. High variation glazes are called out on the Glazes page of the catalog and on the website.

Plan Your Layout:

It's important to plan the layout of ModCraft tile before installing to ensure the best possible layout accounting for size and color variation. Each box will contain a variety of glaze effects and tone and should be reviewed prior to final install to achieve the desired layout. Think of it like putting in a natural grain wood floor.



Installation Tips:

By using a deeper comb of Thinset it is possible to get a more level surface for tile that has thickness variations. Likewise, any size variation in tile size can be blended in by using a grout size that allows for flexibility to create a final balanced look. Making sure corners are lined up and horizontal lines are maintained will go a long way to unifying your ModCraft installation.



Sealing:

We recommend sealing all matte glazed tiles before grouting to allow for easier cleanup and maintenance during installation. **Only use water based sealers.**

Indoor/Outdoor Installations:

ModCraft tile are made of porcelain and high fired to 2300 F degrees making them extremely durable and vitreous. They can be installed indoors and outdoors (in some climates) and are suitable for applications on walls, baths, showers, kitchen backsplashes, swimming pools, and spas. Outdoor applications cannot be guaranteed due to the varying types of substrates, adhesives, sealers and installation methods.



Samples:

Single samples can be purchased at a discounted price plus shipping directly from our website. All samples are made to order and will ship within 3 to 5 days. UPS Ground is used for sample shipping.

How to Purchase and Lead Times:

The best place to start is with an inquiry to info@mod-craft.com. We are happy to work directly with you for samples, layout help and interaction with you, your designer or architect. We are available to answer any questions you have about our tile products. Our website has all the means for getting in touch with us. Please call if you'd like: 718-541-1160

We ask for a 50% deposit to begin work and 50% + shipping to release tile to our shipper.

Lead time is generally 8-12 weeks depending on quantity and current production load. Production starts upon receipt of deposit. We accept checks and Zelle payments.

No refunds can be issued for orders once production has started.

Variations in tile size, texture, and color should be expected because of the handmade nature of our tile. This is completely normal for our product and inherent to the beauty and character.

Packing and Shipping:

Once your order is ready to ship it is packed in secure boxes and wrapped on pallets for freight shipment. This is the safest way to go and will also be the least expensive. Actual freight cost will be added to your final 50% balance request prior to shipping. Please let us know if there are any special requests for shipping your order.

Deposit checks can be made out to ModCraft Inc. and sent to:

ModCraft
18 Overlook Ave
Beacon, NY 12508

All questions can be directed to David Clark at:

info@mod-craft.com
david@mod-craft.com
or
718-541-1160

Thank You for choosing American Made ModCraft Tile

